



# SCIENCE

STUDENT BOOK

▶ **8th Grade | Unit 7**

---

# SCIENCE 807

## Machines 1

INTRODUCTION | 3

### 1. DISTANCE 5

---

DESCRIBING DISTANCE | 5

MEASURING DISTANCE | 13

SELF TEST 1 | 19

### 2. FORCE 21

---

THE MEANING OF FORCE | 22

THE LAWS OF NEWTON | 24

FORCE VECTORS | 28

SELF TEST 2 | 32

### 3. WORK 35

---

WORK DEFINED | 36

WORK AND ENERGY | 38

WORK AND POWER | 40

SELF TEST 3 | 43



**LIFEPAC Test is located in the center of the booklet.** Please remove before starting the unit.

**Author:**

Shirley A. Johnson, M.N.S.

Lee H. Dunning, M.S.T., M.S.Ed.

**Editor:**

Richard W. Wheeler, M.A.Ed

**Consulting Editor:**

Harold Wengert, Ed.D

**Revision Editor:**

Alan Christopherson, M.S

**Westover Studios Design Team:**

Phillip Pettet, Creative Lead

Teresa Davis, DTP Lead

Nick Castro

Andi Graham

Jerry Wingo

Don Lechner



**804 N. 2nd Ave. E.**

**Rock Rapids, IA 51246-1759**

© MCMXCVI by Alpha Omega Publications, Inc. All rights reserved. LIFEPAK is a registered trademark of Alpha Omega Publications, Inc.

All trademarks and/or service marks referenced in this material are the property of their respective owners. Alpha Omega Publications, Inc. makes no claim of ownership to any trademarks and/or service marks other than their own and their affiliates, and makes no claim of affiliation to any companies whose trademarks may be listed in this material, other than their own.

# Machines 1

---

## Introduction

All of the people in the world have had to work for a living since Adam and Eve were expelled from the garden of Eden (Genesis 3). In this LIFEPAK® you will learn about work as a scientist views it and about distance, force, and friction.


Do you work? Whenever you pick something up or move it against friction you perform work

## Objectives

Read these objectives. The objectives tell you what you will be able to do when you have successfully completed this LIFEPAK. When you have finished this LIFEPAK, you should be able to:

1. Measure distances in the metric and English systems.
2. Measure distances indirectly.
3. Define force.
4. Construct force diagrams.
5. Solve problems involving forces.
6. Explain and to apply Newton's Laws of motion.
7. Define work and energy.
8. Solve problems involving work and power.

Survey the LIFEPAK. Ask yourself some questions about this study and write your questions here.

A large rectangular area with horizontal blue lines for writing. The lines are evenly spaced and extend across the width of the box, providing a template for handwritten notes or questions.

# 1. DISTANCE

When you were small, distances were limited to your house and your yard. As you got older, your activities covered greater areas and your range increased to include church, school, homes of friends, and the streets joining those places.

Distance has varied meanings to people of different times and places. Society has therefore developed systems of measurement. Specific dimensions enable everyone to understand what is meant regardless of who is measuring or what is being measured.

## SECTION OBJECTIVES

**Review these objectives.** When you have completed this section, you should be able to:

1. Measure distances in the metric and English systems.
2. Measure distances indirectly.

## VOCABULARY

**Study these words to enhance your learning success in this section.**

**cubit** (kyü´ bit). An ancient measure of length equal to 18 or 22 inches.

**English system** (Ing´ glish sis´ tum). The system of measurement that includes units like foot, pound, and gallon.

**metric system** ( met´ rik sis´ tum). A system of measurement based on the meter as a unit of length.

**Note:** All vocabulary words in this LIFEPAK appear in **boldface** print the first time they are used. If you are not sure of the meaning when you are reading, study the definitions given.

**Pronunciation Key:** hat, āge, cāre, fār; let, ēqual, tērm; it, Īce; hot, ōpen, ōrder; oil; out; cup, pūt, rüle; child; long; thin; /ʒh/ for then; /zh/ for measure; /u/ represents /a/ in about, /e/ in taken, /i/ in pencil, /o/ in lemon, and /u/ in circus.

## DESCRIBING DISTANCE

Have you given someone directions to get to your house from school? What words did you use to describe the distance between the two places? In this section you will study ways to express distance.

**Comparison.** Many societies have no words to compare. One word may be used for *building* with no way to tell if the building is a tool shed or a skyscraper. Sometimes words, such as *far* or *near*, *large* or *small*, *high* or *low*, are as good as, or better than, exact measurement. Comparative words such as these can be used accurately in descriptions. People who use

comparative words in conversation need more exact terms at other times.

**With numbers.** Over a period of several thousand years, people developed systems of measurement of distance. In Genesis 6 God commanded Noah to build an ark that was to be 300 **cubits** long, 50 cubits wide, and 30 cubits high. A cubit was the length of a forearm—from 46 to 56 centimeters (18 to 22 inches) long. The cubit, however, varied with the length of the arm. Another measurement from that portion of history was a *step* or a *pace*. The word *mile*

comes from the Latin term for a thousand paces.

In the United States the common units used to measure distance are the *inch*, *foot*, *yard*, and *mile*. The problem with this system is the conversion from one unit to another. We have all learned that 5,280 feet equals a mile. A mile therefore is 63,360 inches, or 1,760 yards. Converting dimensions from feet to inches or from miles to feet requires clumsy multiplication or division. Engineers have used decimals to express fractions; but few others use decimals to express parts of feet, inches, or miles in the **English system**.

The history of the English system of units indicates that its origins are varied. At one time *inch* was the length of three dried barley corns laid end to end. At another time the inch was the width of a man's thumb. The *yard* was defined in 1120 AD by King Henry I of England as the distance from the end of his thumb to the tip of his nose when his arm was level.

France adopted the **metric system** in 1793. It was an entirely new system of measurement. The metric system is exact and easy to use because it is based on the decimal system, or multiples of ten. The metric system is used by scientists all over the world. In 1866 Congress

legalized the use of the metric system in the United States. The Congress passed the Metric Conversion Act in 1975. However, each of these acts called for voluntary changeover and so very few Americans have learned the metric system. Therefore, the metric system is unfamiliar to most people in the United States. Using this system will require practice. Learning the metric system is like learning rules for a new game. The metric system will be used in most cases in this LIFEPAAC.

The modern metric system is known as the International System of Units. The name International System of Units with the international abbreviation SI was given to the system by the General Conference on Weights and Measures in 1960.

In the SI system (from the French, *Systeme International d'Unites*) the fundamental unit of distance is the meter. For comparison, a meter is a little longer than a yard. A meter is divided into 100 units called *centimeters* and into 1,000 units called *millimeters*. The width of a large wire paper clip is about a centimeter and the diameter of the wire is about a millimeter. For long distances the convenient unit is the *kilometer*, 1,000 meters.



### Match these items.

- |     |  |                |
|-----|--|----------------|
| 1.1 | _____ Jeff's house is near school.           | a. comparative |
| 1.2 | _____ Sheri is nearly home.                  | b. numerical   |
| 1.3 | _____ Uncle Bob drives twenty miles to work. | c. neither     |
| 1.4 | _____ Jan is closer than Debbie to the goal. |                |
| 1.5 | _____ February is shorter than June.         |                |
| 1.6 | _____ Dr. Davis is taller than Dr. Brown.    |                |
| 1.7 | _____ Dr. Davis is over six feet tall.       |                |



Try this investigation to build your own cubit.

These supplies are needed:

- 10 strips of paper about 5 cm wide and at least 62 cm long
- scissors
- string
- tape

Follow these directions and answer the questions. Put a check in the box when each step is completed.

1. Ask each of ten students to place his forearm with fingers outstretched on a strip of paper. Mark the position of the elbow and the tip of the middle finger on each strip.
2. Trim the excess paper from the ends of each strip.
3. Organize the strips parallel to each other in order of length and tape one end of each along the edge of a table.



1.8 Do the strips vary in length? \_\_\_\_\_

1.9 Which strip represents a cubit? \_\_\_\_\_

\_\_\_\_\_



## Standardized Measurement Experiment



- 4. Along some straight line (the wall, a floor board, an aisle) lay off twelve longest "cubits." Mark the starting point and the end.
- 5. From the same starting point lay off twelve shortest "cubits."

**1.10** Using a shortest cubit as a unit of length (the same way you would use a ruler), what is the difference between twelve longest cubits and twelve shortest cubits?

---

---

- 6. Substitute a length of string for a strip of paper and remeasure a forearm.

**1.11** What disadvantage is obvious in the use of string? \_\_\_\_\_

---

**1.12** What common procedure could be used to make your classroom cubit more acceptable as a standard unit of length? \_\_\_\_\_

---

**1.13** How could you communicate the length of your classroom cubit to a science class in another school? \_\_\_\_\_

---



Some things can be measured by counting. One example is the number of students in your class. Other things are measured using numbers but do not require counting; for instance, the distance from home to school.

## Standardized Measurement Experiment



Write count before each quantity that is measured by counting.

- 1.14 \_\_\_\_\_ number of teachers in your school
- 1.15 \_\_\_\_\_ yesterday's high temperature
- 1.16 \_\_\_\_\_ length of the hall
- 1.17 \_\_\_\_\_ number of coins in a coin collection
- 1.18 \_\_\_\_\_ value of a coin in the collection
- 1.19 \_\_\_\_\_ number of centimeters in your height
- 1.20 \_\_\_\_\_ number of milliliters of water in a glass
- 1.21 \_\_\_\_\_ number of fans in a stadium

Answer these questions.

- 1.22 How could you find out, without counting, if more desks or more students were in a room?

---



---

- 1.23 How could you find out, without measuring, which of two cows gave more milk?

---



---

- 1.24 Without using numbers, how could you tell a store clerk the length of shoelace you need for your left sneaker? \_\_\_\_\_

---

- 1.25 Without using a ruler, which line is longer, or are the lines the same length?

---



- 1.26 How did you discover the answer to 1.25? \_\_\_\_\_

---



Measure the following objects with a pac.

1 pac = the width of the front cover of this LIFEPAK.

- 1.27 Measure the longer dimension of your desk top in pacs. \_\_\_\_\_
- 1.28 Measure the shorter dimension of your desk top in pacs. \_\_\_\_\_
- 1.29 Measure the length of your classroom in pacs. \_\_\_\_\_
- 1.30 Measure the width of your pen or pencil in pacs. \_\_\_\_\_  
\_\_\_\_\_

### TEACHER CHECK

\_\_\_\_\_ initials

\_\_\_\_\_ date

Answer these questions.

- 1.31 What disadvantages are built into the pac as a standard unit of length? \_\_\_\_\_  
\_\_\_\_\_  
\_\_\_\_\_
- 1.32 How could you use the front cover of this LIFEPAK to measure the width of your pen or pencil? \_\_\_\_\_  
\_\_\_\_\_  
\_\_\_\_\_
- 1.33 What clue does activity 1.32 give to the development of the English system? \_\_\_\_\_  
\_\_\_\_\_  
\_\_\_\_\_



**Multiply or divide to make these English distance conversions.** Time yourself as you do the ten exercises without a calculator.

1 mile	=	5,280 feet
--------	---	------------

- 1.34** 174 inches = \_\_\_\_\_ feet
- 1.35** 7 feet = \_\_\_\_\_ inches
- 1.36** 29 feet = \_\_\_\_\_ yards
- 1.37** 29 feet = \_\_\_\_\_ inches
- 1.38** 3 miles = \_\_\_\_\_ feet
- 1.39** 10,000 feet = \_\_\_\_\_ miles
- 1.40** 10,000 feet = \_\_\_\_\_ yards
- 1.41** 10,000 feet = \_\_\_\_\_ inches
- 1.42** 79 yards = \_\_\_\_\_ feet
- 1.43** 100 yards = \_\_\_\_\_ feet

**Answer these questions.**

- 1.44** How long did you take to work 1.34-1.43? \_\_\_\_\_
- 1.45** Which of the conversions were easier or faster than the rest? \_\_\_\_\_  
 \_\_\_\_\_
- 1.46** Why were the conversions easier? \_\_\_\_\_  
 \_\_\_\_\_



**Multiply or divide to make these metric distance conversions.** Time yourself as you do the ten exercises without a calculator.

1 kilometer = 1,000 meters

1 meter = 100 centimeters or 1,000 millimeters

- 1.47 174 centimeters = \_\_\_\_\_ meters
- 1.48 7 meters = \_\_\_\_\_ centimeters
- 1.49 29 centimeters = \_\_\_\_\_ millimeters
- 1.50 29 centimeters = \_\_\_\_\_ meters
- 1.51 3 kilometers = \_\_\_\_\_ meters
- 1.52 10,000 meters = \_\_\_\_\_ kilometers
- 1.53 10,000 meters = \_\_\_\_\_ centimeters
- 1.54 10,000 meters = \_\_\_\_\_ millimeters
- 1.55 79 millimeters = \_\_\_\_\_ centimeters
- 1.56 1,000 meters = \_\_\_\_\_ kilometers

**Answer these questions.**

- 1.57 How long did you take to work 1.47-1.56? \_\_\_\_\_
- 1.58 Explain the difference in your times. \_\_\_\_\_  
 \_\_\_\_\_  
 \_\_\_\_\_

**Research and report.**

- 1.59 Use outside sources to research one of these topics.

Isaac Newton	Robert Boyle
Nicolaus Copernicus	history of metric or English system

The report should be at least five handwritten, double-spaced pages including a short bibliography. Especially include a section on their Christian testimony.

**TEACHER CHECK**

\_\_\_\_\_ initials

\_\_\_\_\_ date

## MEASURING DISTANCE

This section will cover direct and indirect measurement. You will learn to use a scale drawing to find unmeasurable distances.

**Estimation.** Between comparative words such as *large* and *small* and precise measurement lies the estimate. An estimate is a rough calculation or an educated guess.

Estimates are influenced by the surroundings. Many people underestimate distances indoors and overestimate them outdoors. Distances seem different over smooth and rough ground.

Distances are sometimes estimated by pacing. A pace is about 75 centimeters (30 inches). Estimating is visually or mentally comparing a distance to one that is known. An example of estimation is using the floor tiles to estimate the size of a room.

Estimation is sometimes used in science. Science, however, usually requires an exact statement of distance and other dimensions.

**Direct measurement.** Measurement with a meter stick is an example of direct measurement. It is the method preferred by scientists. Direct measurement using the metric system is used in track and field competition.

Short distances can be measured with a ruler or a tape. Laboratories try to use direct

measurement for experiments. Accurate devices, such as *micrometers* and *vernier calipers*, have been developed for small distances. In the home the meter stick, yard stick, and tape measure are used. Surveyors use accurate steel tape measures for measuring distances for roads, canals, bridges, and boundaries.

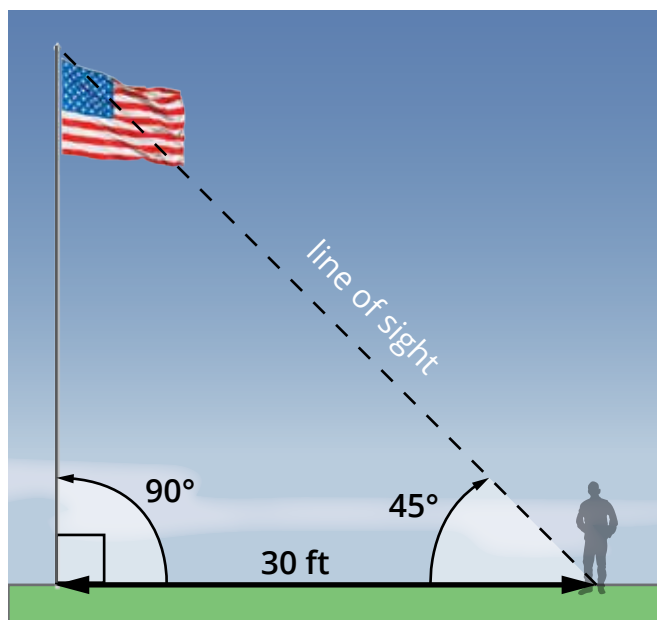
**Indirect measurement.** Long ago the Greeks developed a form of mathematics called *geometry*. The word means *earth measure*. Euclid wrote a book 300 years before Christ that contained most of the mathematics of his time. This book, *Elements*, was a basic mathematics book for 2,000 years and was the beginning of geometry. It was translated into English in 1570.

Geometry is used by surveyors and mapmakers to represent distances that cannot be measured directly. A map is a *scale drawing* of an area of the earth's surface. In order to represent many miles of distance on the earth, the mapmaker uses lines on a paper that are shorter and *in proportion* to the actual distances. For example, a distance of 1 mile might be represented on a map by 1 inch. At that scale, 5 miles would equal 5 inches, 7.4 miles would equal 7.4 inches, and so on.

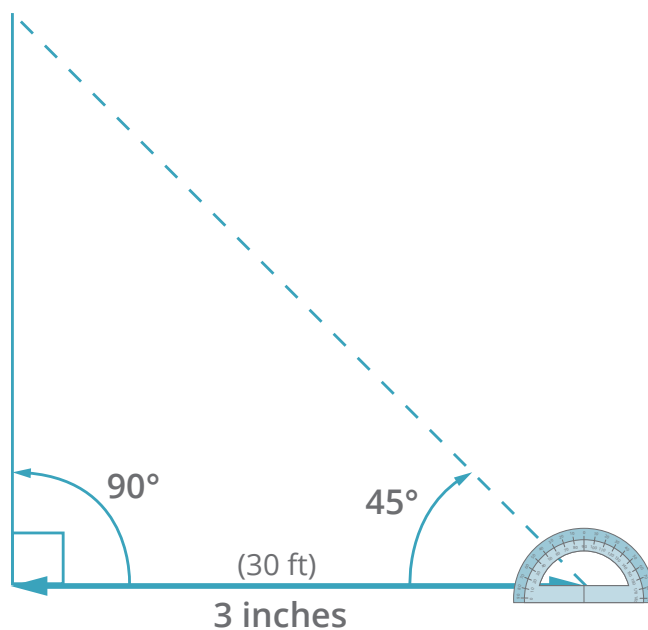


**Complete these activities.**

- 1.60** Write the *actual* distances represented by the following scale distances if the scale is 1 centimeter = 1 kilometer.
- 23 centimeters = \_\_\_\_\_ kilometers
  - 1.6 centimeters = \_\_\_\_\_ kilometers
  - 0.5 centimeters = \_\_\_\_\_ kilometers
  - $\frac{3}{4}$  centimeters = \_\_\_\_\_ kilometers
  - $1\frac{3}{5}$  centimeters = \_\_\_\_\_ kilometers
  - 9 centimeters = \_\_\_\_\_ kilometers
- 1.61** Write the *scale* distances that represent the following actual distances if the scale is 1 inch = 1,000 feet.
- 4,000 feet = \_\_\_\_\_ inches
  - 10,000 feet = \_\_\_\_\_ inches
  - 21,000 feet = \_\_\_\_\_ inches
  - 900 feet = \_\_\_\_\_ inches
  - 1,500 feet = \_\_\_\_\_ inches
  - 40 feet = \_\_\_\_\_ inch
- 1.62** Write the *actual* distances represented by the following scale distances if the scale is 1 centimeter = 5 kilometers.
- 2 centimeters = \_\_\_\_\_ kilometers
  - 5 centimeters = \_\_\_\_\_ kilometers
  - 10 centimeters = \_\_\_\_\_ kilometers
  - 4.5 centimeters = \_\_\_\_\_ kilometers
  - 0.8 centimeters = \_\_\_\_\_ kilometers
  - 0.1 centimeters = \_\_\_\_\_ kilometer



When an actual distance cannot be measured directly, a scale drawing can be set up that uses angles. For example, climbing a flagpole to measure its height is inconvenient at best. If, on the other hand, you measure the angle that the *line of sight* to the top of the pole makes with the ground, a scale drawing can be used to measure the height. We can say that, at a distance of 30 feet from the pole, the line of sight to the top makes an angle of  $45^\circ$  with the ground.



To construct a scale drawing, use a draftsman's triangle or the corner of a sheet of paper to draw the pole and the ground. Next, set up some convenient scale; say, 1 inch = 10 feet. Mark 3 inches (30 feet) from the base of the flagpole, and use a protractor to construct a  $45^\circ$  angle.

When the scale drawing is complete, measure the length of the line that represents the pole. You find that it is 3 inches long. At a scale of 1 inch = 10 feet, the pole must be 30 feet tall.



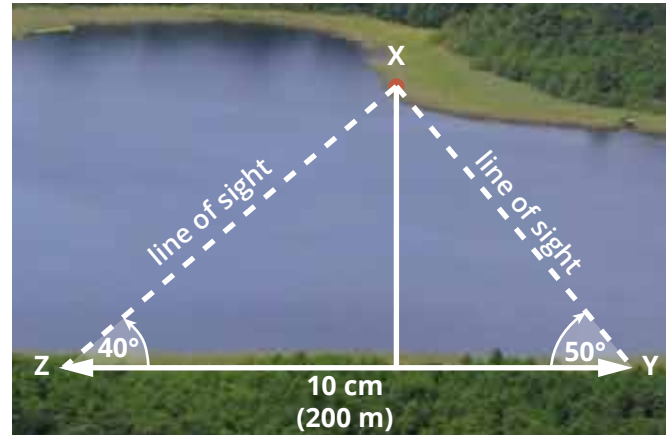
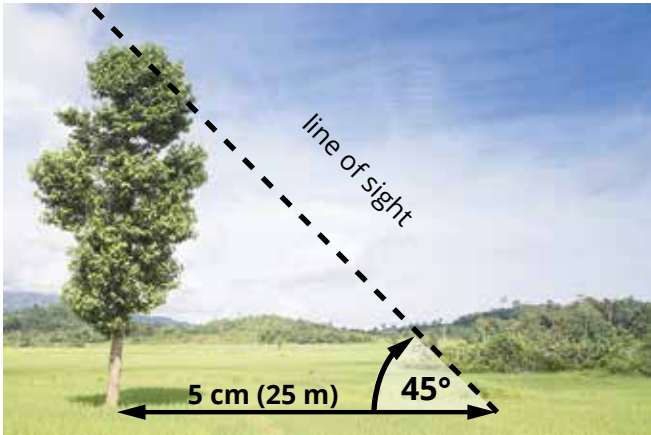
### Answer these questions.

**1.63** How many degrees are contained in the angle at a corner of this page? \_\_\_\_\_

**1.64** How could you construct a  $45^\circ$  angle if you had neither a draftsman's triangle nor a protractor? \_\_\_\_\_

\_\_\_\_\_





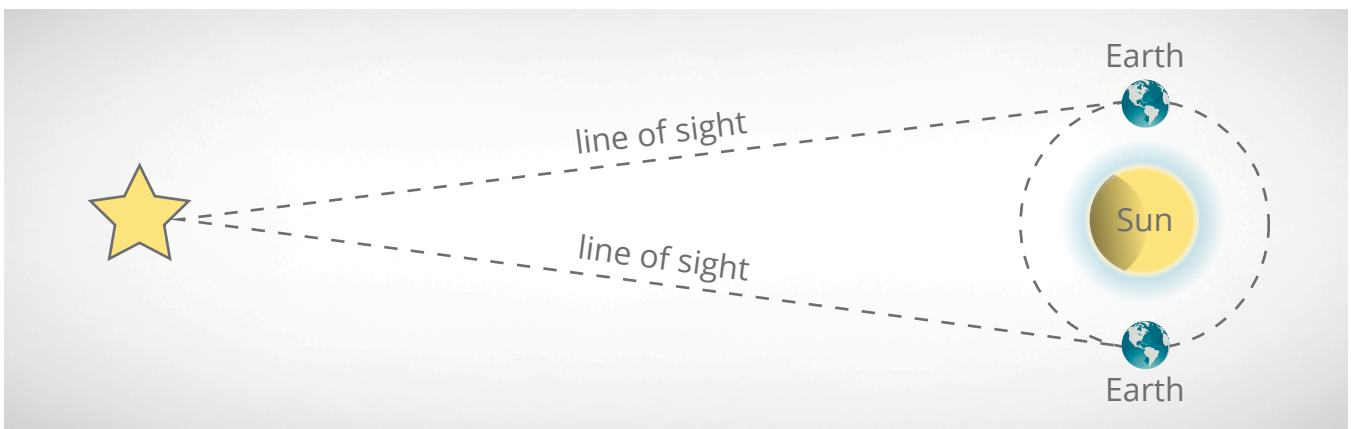
**Example 1.** Find the height of a tree. An observer notes that at 25 meters from the base, the line of sight to the top of the tree makes an angle of  $45^\circ$  (half a right angle) with the ground.

The observer makes a scale drawing with a scale of  $1 \text{ cm} = 5 \text{ m}$ . The base line is 5 cm long with a  $45^\circ$  angle at one end, and the line of sight is drawn to form a triangle. If the tree is 5 cm on the scale drawing, the tree is actually 25 meters high.

**Example 2.** From two points on Lakeshore Drive (Z and Y) a boulder (X) is sighted across the lake. The sketch is a scale drawing. What is the shortest distance between the boulder and the highway?

The base line representing 200 meters is 10 centimeters ( $1 \text{ cm} = 20 \text{ m}$ ). The angles are laid out with the use of a protractor. The vertex of the triangle represents the boulder. The line on the sketch representing the shortest distance across the lake is 4.9 centimeters. The actual distance across the lake is therefore 98 meters.

This same idea of indirect measurement is used to measure the distance to the closer stars. A very long base line is needed so astronomers use the diameter of the earth's orbit. They measure the angle to a star and six months later measure it again. From these measurements, the star/earth distance can be determined.



| Indirect Measurement of the Distance to a Star



**Complete these activities.**

A line of sight to the top of a tree meets the ground 20 meters from the trunk at an angle of  $45^\circ$ .

**1.65** How tall is the tree?

\_\_\_\_\_

**1.66** If you do not have a protractor or a draftsman's triangle, how could you construct a  $45^\circ$  angle?

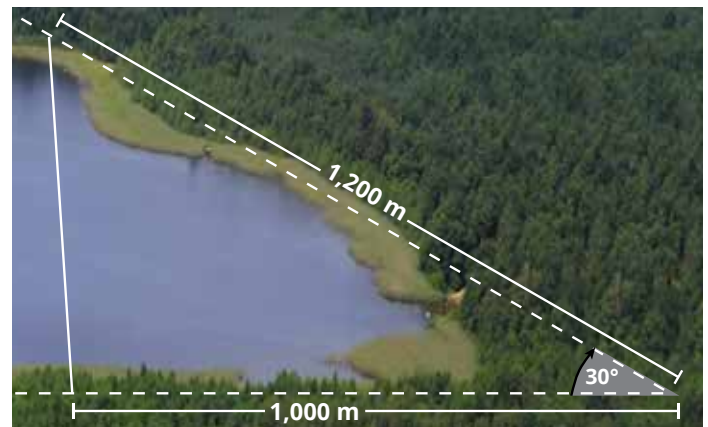
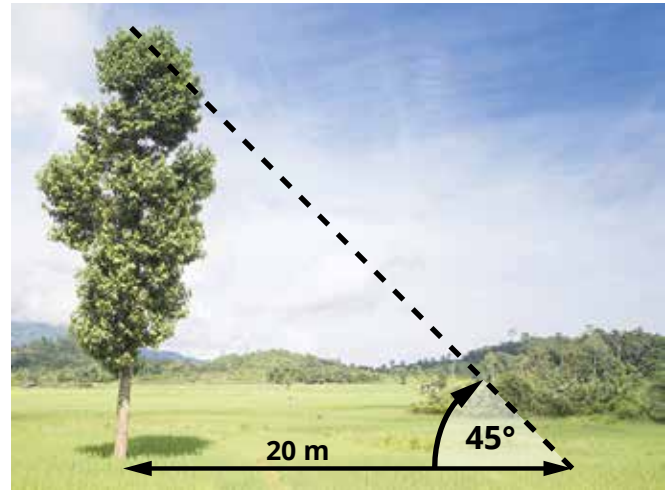
\_\_\_\_\_  
 \_\_\_\_\_  
 \_\_\_\_\_  
 \_\_\_\_\_

**1.67** How could you construct a  $22\frac{3}{4}^\circ$  angle? \_\_\_\_\_

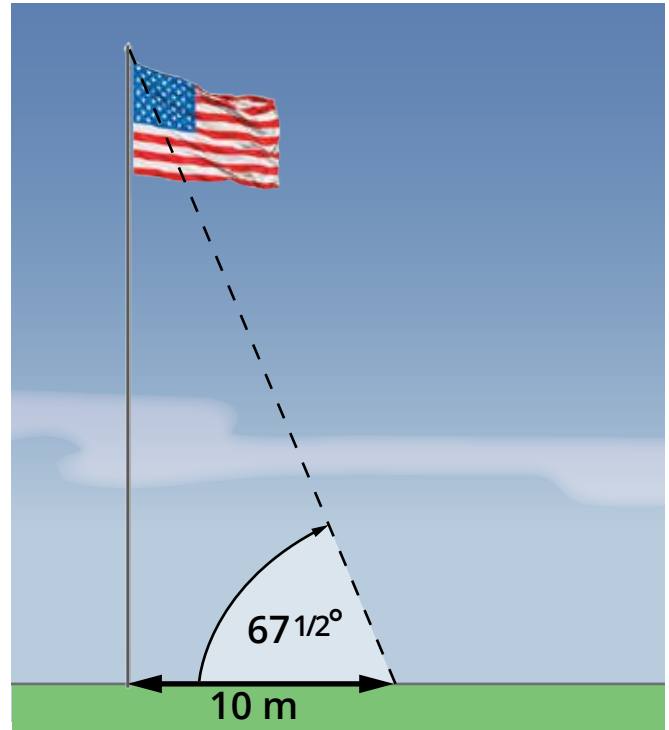
\_\_\_\_\_  
 \_\_\_\_\_

**1.68** Two straight roads intersect at one end of a lake. The roads form an angle of  $30^\circ$  with each other. The widest part of the lake is 1,000 m from the intersection along one road and 1,200 m from the intersection along the other road. Make a new scale drawing similar to the sample of this problem.

How wide is the lake? \_\_\_\_\_



- 1.69 A flagpole casts a shadow 10 m long. An imaginary line from the end of the shadow to the top of the pole forms an angle of  $67\frac{1}{2}^\circ$  with the ground. How tall is the flagpole?
- \_\_\_\_\_

**TEACHER CHECK**

\_\_\_\_\_ initials

\_\_\_\_\_ date



**Review the material in this section in preparation for the Self Test.** The Self Test will check your mastery of this particular section. The items missed on this Self Test will indicate specific areas where restudy is needed for mastery.

# SELF TEST 1

**Write the letter of the correct choice** (each answer, 2 points).

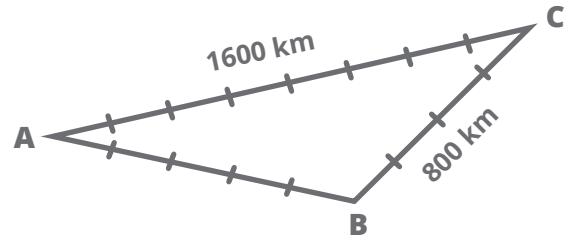
- 1.01** The cubit was known as early as \_\_\_\_\_.  
a. 1750                      b. 1400                      c. AD 1                      d. 2500 BC
- 1.02** The metric system was devised by \_\_\_\_\_.  
a. Sophocles                      b. Moses                      c. the Romans                      d. the French
- 1.03** The system of measurements that includes the foot, yard, and mile is the \_\_\_\_\_ system.  
a. English                      b. French                      c. metric                      d. electric
- 1.04** A mile contains \_\_\_\_\_ feet.  
a. 63,360                      b. 5,280                      c. 1,492                      d. 1,000
- 1.05** In the United States the metric system is most commonly used by \_\_\_\_\_.  
a. auto mechanics                      b. grocers                      c. scientists                      d. bus drivers

**Make these conversions** (each answer, 3 points).

- 1.06** 10 cm = \_\_\_\_\_ mm
- 1.07** 100 cm = \_\_\_\_\_ m
- 1.08** 25 m = \_\_\_\_\_ cm
- 1.09** 73 m = \_\_\_\_\_ mm
- 1.010** 147 mm = \_\_\_\_\_ m

Calculate these distances (each answer, 5 points).

1.011 Use the scale drawing to find the actual distance AB.



1.012 Use a scale drawing to find the height of a tree if it casts a shadow 30 m and the line from the top of the tree to the top of the shadow forms an angle of  $45^\circ$  with the ground.

Complete these sentences (each answer, 3 points).

1.013 Measuring the distance to a planet would probably require the use of \_\_\_\_\_ (direct, indirect) measurement.

1.014 The system of mathematics used for, among other things, surveying and indirect measurements is \_\_\_\_\_ .

1.015 The term that means 1,000 meters is \_\_\_\_\_ .

1.016 The metric system is based on multiples of the number \_\_\_\_\_ .

1.017 The fundamental unit of length in the metric system is the \_\_\_\_\_ .

1.018 An educated guess of a distance is a(n) \_\_\_\_\_ .

<div style="border: 1px solid black; padding: 5px; display: inline-block;">                 42  <hr style="width: 50%; margin: 0;"/>                 53             </div>	<b>SCORE</b> _____	<b>TEACHER</b> _____ <small>initials                      date</small>
--	--------------------	---



SCI0807 - May '14 Printing

ISBN 978-0-86717-777-0



 **Alpha Omega**  
PUBLICATIONS

804 N. 2nd Ave. E.  
Rock Rapids, IA 51246-1759

800-622-3070  
[www.aop.com](http://www.aop.com)